

## Out of the Book!

The Out of the Book! series focused on taking a lesson from the school textbook and supplementing it with topic-related language and literacy materials for self-access by the child from the Shabd Majaa Board.

**Chapter Name:** Means of Transport **Class: 1**

Std.1 English Reader cum Activity Book, Second Language (2014): Unit 9 (pg 121-133)  
(Activities developed by Mini Krishna. Illustrations are by Laxmi Sutar.  
B. Kala contributed to the production of the kit along with Julie D'souza, Anita Mary and Shafiya Khanum.)


**Objective:** Introduce the unit 'Means of Transport' through hands-on learning experiences.

### Activity:

- A minimum three-day programme based on the activities given in the School Reader and Activity Books.
- Group, pair-wise and individual activities on the topic incorporating craft, reading and writing elements.

### Key messages (for the teacher):

- Relate the topic to the child's surroundings using the Shabd Majaa Kit.
- Introduce common words related to the topic as sight words.
- Introduce 5-6 sight words at a time.
- Introduce daily word reading practice for all children.
- Use discussions with children to make handmade books.
- Display children's final work on Shabd Majaa Board.
- Use supplied materials to extend the activities beyond the book.



### **Teacher Instruction Sheet for the Shabd Majaa Kit**

This kit consists of a flex sheet depicting a scene with different types of transport and various sets of activities. This illustrated flex must go up on the Shabd Majaa board. Sets of activities are also provided for children to practice various learning targets identified from the lesson. These sets must be hung in packets/bags along the bottom of the Board at an easy height for children to access.

#### **Activity 1:** Naming game

**Material code : MT 1**

**Learning outcome:** At the end of this activity, children will be able to

- name the various transports.
- spell at least 2 words from the word cards.

**Duration :** 15-20 minutes


**Group size :** 2-3 children

**Materials :** Three sets provided. A set comprises

- Picture-word cards – 14
- Word cards – 14

**Activity :** Children will be given a set of materials, MT1. Children match the picture-word card to its corresponding word card. For example, the card with the picture (and word) of a helicopter will be matched to the word card 'helicopter'.

Sample :



helicopter



#### **Activity 2:** Sorting game

**Material code : MT 1**

**Learning outcome:** At the end of this activity,

Level 1 - children will be able to categorise *picture cards* under roadways, railways, airways, and waterways.

Level 2 - children will be able to categorise *word cards* under roadways, railways, airways, and waterways.

**Duration :** 15-20minutes


**Group size :** 2-3 children

**Materials :** Three sets provided. A set comprises

- Picture-word cards – 14
- Word cards – 14

**Activity :** Children will be given a set of materials, MT1. This includes a set of picture word cards and word cards. The pictures of road, sky, tracks and water will be picked out. The pictures of different transport will be sorted under these four modes of transport – roadways, railways, air ways and water ways.

sky



For a higher level of challenge, children may be given only the word cards (without picture clue) to be sorted under the four modes of travel - road, sky, tracks and water.

road

water

car

ship



**Activity 3 :** What to do?

**Material code :** MT 2

**Learning outcome:** At the end of this activity, children will be able to

- describe five action words (ride, drive, sail, row, fly)
- match transport names to the appropriate action word using word cards

**Duration :** 15-20 minutes

**Group size :** 2-3 children

**Materials :** Three sets provided. A set comprises

- Word cards – 16

**Activity :** Children will work in groups of 2-3. Children will be given a set of materials, MT2. This includes a set of word cards – verbs (action words) related to transport and names of vehicles. Children will read the action words and sort the vehicles under the appropriate word. For example, scooter – ride, car – drive, ship – sail.



**Activity 4 :** Sequencing game

**Material code :** MT 4

**Learning outcome:** At the end of this activity, children will be able to

- sequence the given word cards to form sentences as illustrated in the sentence cards.

**Duration :** 15-20 minutes

**Group size :** 2 children

**Materials :** Three sets provided. A set comprises

- Sentence cards – 8
- Word (or phrases) cards – 24

**Activity :** Children will work in pairs. Children will be given a set of materials, MT4. This includes a set of sentence cards and word cards matching the words in the sentences. Children will sequence the words to form the sentences given in the sentence cards. Teacher should encourage children to look at the whole word as they handle the word cards. Repeated reading while playing will improve sight vocabulary.

Boats sail on the water.

Boats sail on the water.



**Activity V:** Let's read together!

**Material code :** MT 3

**Learning outcome:** At the end of this activity, children will be able to point out at least 3 words (when asked for) from the poem.

**Duration :** 15-20 minutes

**Group size :** 2 children

**Materials :** Three sets provided. A set comprises

- Poem cards – 2

**Activity :** Teacher needs to introduce the rhymes and give enough practice so that children are able to sing these correctly. Following this, children are encouraged to 'read' the poem cards.

Children will work in pairs or individually. Children will be given the poem cards 'Wheels on the bus' and 'Traffic Lights'. Children should be asked to point to each word as they 'read' (pretend read).



**NOTE :** Each set has a code to help identify the activity. For example, there is a star icon in the corner of each unit/card for a particular set. Please use these icons to match the sets and ensure that the sets are complete before replacing the kit in the storage box.